







DC GLP Culemborg

New logistics facility
 Erasmusweg 3, 4104AK
 Culemborg, The Netherlands
 51°56'28.8"N 5°12'41.8"E

PROJECT INFORMATION









LAND 55.962 m²

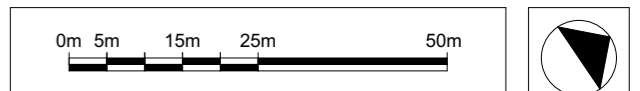
AVAILABLE WAREHOUSE A

	Warehouse area	35.113 m ²
	Mezzanine area	2.789 m ²
	Offices (ground floor)	1.147 m ²
	Offices (1st and 2nd floor)	2.238 m ²
	Technical area (ground floor)	73 m ²
	Sprinkler + pumphouse	198 m ²
	Bicycles	41 m ²
	Dockdoors	40 units
	Drive in ramps	2 units
	Car parking spaces	265 units
	Truck parking spaces	0 units


Total foot print 36.260 m²

Total built area 36.499 m²

	HGV asphalt	5.038 m ²
	HGV concrete pavers	190 m ²
	HGV concrete	3.069 m ²
	Cars asphalt	3.966 m ²
	Cars concrete pavers	4.509 m ²
	Pedestrian path concrete pavers	1.121 m ²
	Pedestrian path concrete tiles	366 m ²
	Green area	1.204 m ²
		2%



WTC Tower I, West wing, Level 3
 Strawinskylaan 1811
 1077 XX Amsterdam
 The Netherlands



MASTER PLAN PROPOSAL
 11-05-2023

V1.00

